



NEW
RELEASE
INFORMATION
Vol.331

T400M EJ/TS TURBINE KIT for GDB/GRB/GVB/VAB



CHRA made by IHI + Fully divided twin scroll ports

TOMEI T400M is designed for superior performance at very wide range of engine speed with the combination of the IHI center unit and the twin scroll turbine housing.

Drop-in design for ease of installation, yet promises a great drivability from street to track.

The reinforced wastegate actuator helps a stable boost under high engine speed.

FEATURES

Ⓜ Responsive and superior balance

Responsive yet more power, precisely balanced to achieve the concept by the perfect combination of the compressor, turbine wheel and all the internal parts. Quick response in low-mid range, straight up to high end with the smooth power swelling as the engine speed goes up. Perfect choice for from street to short track.

Ⓜ Short parts included

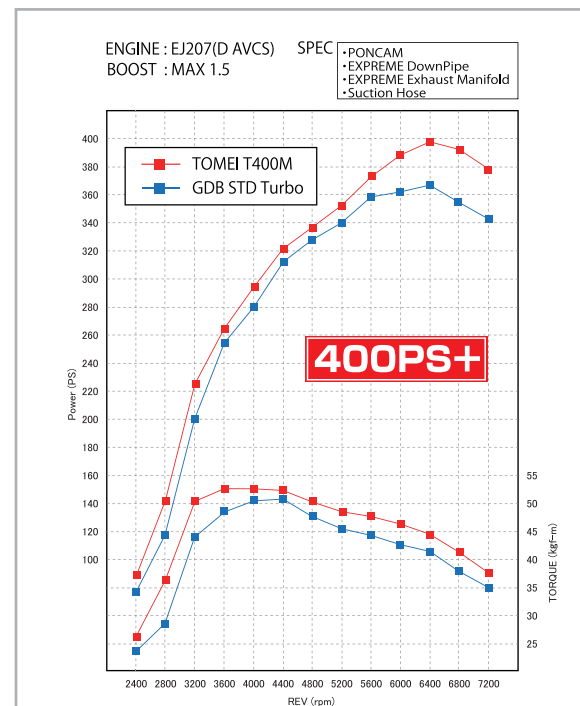
The short parts required for the installation, such as hose, gaskets and studs come with the kit. (Kit does not include suction hose or vacuum tube, prepare individually as necessary.)

Ⓜ 1 Year warranty

The T400M Turbo Kit comes with a 1 year limited warranty after purchase.



Note: Turbo Suction Hose also needs to be replaced when install on GDB. It's not required but highly recommended also for GRB/GVB for even more performance.



APPLICATION GDB/GRB/GVB/VAB

JPY 348,000

P/N : 173103

FEATURE&SPEC

■ TOMEI x IHI high performance CHRA




IHI TURBO

T400M-EJ/TS has been designed to best match the floating bearing CHRA developed with IHI. Ultra low friction from the optimized rotating efficiency helps quick spool and superior durability.

■ BOLT-ON APPLICATION

Easy bolt-on installation, no modifications required.




■ REINFORCED ACTUATOR

Remarkable stability under high boost.



■ TWIN SCROLL CONSTRUCTION

The new turbine housing with fully divided twin scroll ports all the way to the turbine wheel helps smooth exhaust flow by eliminating interfere against each flow. Designed to make the most of the twin scroll system to minimize the turbo lag while keeping the torque at low speed range and gaining peak power.



2 divided gas inlets



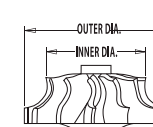
2 divided scrolls

■ WHEEL DATA

	TRIM	INNER DIA. (mm)	OUTER DIA. (mm)	BLADES
COMPRESSOR WHEEL	58	49.6	65.0	6+6



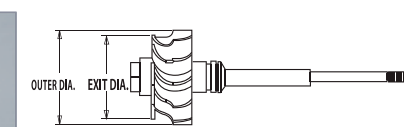
COMPRESSOR WHEEL



	TRIM	OUTER DIA. (mm)	EXIT DIA. (mm)	BLADES
TURBIN WHEEL	82	53.0	48.0	11



TURBIN WHEEL



RELATED PRODUCT Also required to install T400M Turbo Kit on GDB TURBO SUCTION HOSE



This product is designed to reduce the restriction of the intake air flow goes into the turbo to improve response and gain the peak power. The multi-ply structural design prevents a deformation under high loads of pressure that helps to make the most of the turbo while increasing durability and reliability as well.

APPLICATION: GD#,SG#

JPY 32,000

BLACK P/N:451004 BLUE P/N:451002

APPLICATION: GR# /GV# /VAB ※Included Elbow adapter

JPY 37,000

BLACK P/N:451012 BLUE P/N:451011



Every TOMEI ARMS TURBO KIT comes with 12-month limited warranty.

This warranty does not cover any failure or damage in the case the warranty registration has not been completed.

Please complete the registration immediately if your ARMS TURBO is not registered.

TOMEI POWERED inc.

5-4-27 Tsuruma Tokyo Machida TEL:+81-42-795-8411 FAX:+81-42-799-7851 <http://www.tomei-p.co.jp>

Prices are subjected to changes without prior notice The images are for illustration purposes only & the color may differ from the actual product due to printing and publication errors.

<http://www.tomei-p.co.jp/>