



NEW
RELEASE
INFORMATION
Vol.328

T400M/T440M TURBINE KITfor SR20DET



These 2 types of all new turbo kits have been redeveloped from scratch to satisfy the demands for SR20 tuning of these days. More balanced in response, torque character and the power peak compared to the previous ARMS turbo series. The new design of billet compressor wheel produces more efficiency to convert the exhaust flow energy to the power. The 2 different type are developed at the same time to offer the best option to each user to suit each demand.



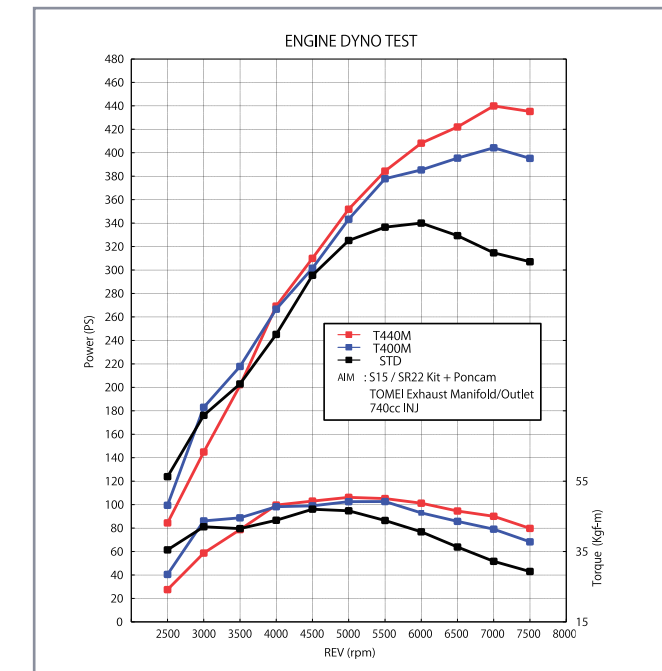
FEATURES

- GREAT LOW-MID CHARACTERISTIC**
Improved low-mid RPM range for a much better driving experience on the street. Designed to reduce surging and make the power curve as linear with engine RPM as possible for a easy, smooth and stress-free driving.
- BOLT-ON APPLICATION**
The ARMS series turbo kits all come supplied with all the required gaskets and fitting, no modifications required.
- 1 YEAR WARRANTY**
The T400M / T440M Turbo Kit comes with a 1 year limited warranty after purchase.

APPLICATION (R)PS13 / S14 / S15(SR20DET)

T400M TURBINE KIT **400PS+**
Quick spooling at the low - mid RPM range and smooth top.
The stress free and easy controlling character is a great option for street vehicles, as well as for drift and small track use that require turbo response from the low - mid RPM range.

JPY 178,000
P/N: 173031



T440M TURBINE KIT **440PS+**
Developed to seek more power at the mid - high RPM range while not to spoil the low range compared to the previous model. This flagship turbo kit of ours provides the best performances especially when the engine speed is kept at high range such as at tracks.

JPY 178,000
P/N: 173032

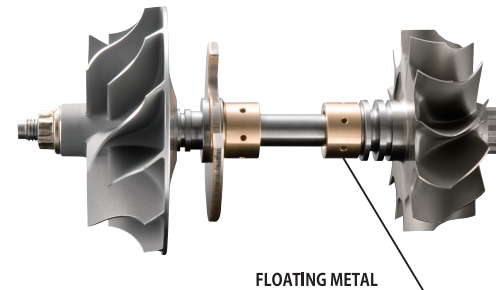
TOMEI POWERED INC.

5-4-27 Tsuruma Tokyo Machida TEL: +81-42-795-8411 FAX: +81-42-799-7851 <http://www.tomei-p.co.jp>
■ Prices are subjected to changes without prior notice ■ The images are for illustration purposes only & the color may differ from the actual product due to printing and publication errors.

FEATURE&SPEC

FLOATING METAL

High quality floating journal bearing at the center shaft.



NEW HOUSING FOR MORE EFFICIENCY

Redeveloped from the material for more efficiency to convert the energy straight to power with better lubrication and cooling.






REINFORCED ACTUATOR

Remarkable stability under high boost.




WHEEL DATA



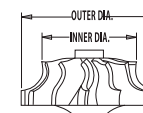

The all new, forged aluminum billet compressor wheel increases even more efficiency and at the same time reduces surging that is one of the well known problems on tuning especially with AVCS applications.

COMPRESSOR WHEEL DATA

	TRIM	INNER DIA. (mm)	OUTER DIA. (mm)	BLADES
PS13 STD	—	43.4	56.0	—
S14/15 STD	—	46.6	60.1	—
ARMS T400M	60	52.6	68.0	6/6
ARMS T440M	56	56.2	75.0	6/6



COMPRESSOR WHEEL

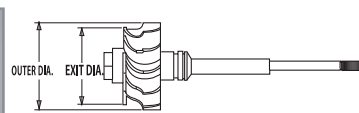


TURBIN WHEEL DATA

	TRIM	OUTER DIA. (mm)	EXIT DIA. (mm)	BLADES
PS13 STD	—	53.8	42.4	—
S14/15 STD	—	53.8	47.0	—
ARMS T400M	76.9	56.0	49.1	12
ARMS T440M	77.4	61.5	54.1	11



TURBIN WHEEL



RELATED PRODUCT

INTAKE ADAPTER KIT



Required for when fit the T400M / T440M turbo kit to (R)PS13 to convert the hose angles and positions.

For T400M P/N: 179001 / For T440M P/N: 179002
JPY 15,000

EXPREME EXHAUST MANIFOLD KIT



Acquiring the preminent turbine response, by utilizing a short piping layout.

P/N: 193086
JPY 76,000

FULL CAST TURBO OUTLET PIPE



Dumps the exhaust gas from the turbo straight onto the front pipe without reducing the flowing speed.

P/N: 423004
JPY 40,000

Compatible with EAI (P/N: 423003)



2 types for with or without EAI to suit each different application and different needs.

For EAI P/N: 423003
JPY 42,000



Every TOMEI ARMS TURBO KIT comes with 12-month limited warranty.

This warranty does not cover any failure or damage in the case the warranty registration has not been completed.

Please complete the registration immediately if your ARMS TURBO is not registered.

<http://www.tomei-p.co.jp/>