




**NEW
RELEASE
INFORMATION**
Vol.319



OIL PUMP for EJ20/EJ25



**Oil pump especially engineered
for tuned engine!**


Rotor gear diameter, gear thickness, teeth design, as well as the case body are all developed especially for tuned EJ20/EJ25 to be able support increased performance. The increased flow rate, flow pressure and durability are whole different level compared to ordinary after market pumps that replace only the internal rotor gear.

Original special design



From the case body, case cover to the rotor gear, everything has been redesigned and optimized for tuned EJ motor with increased performance.

Large Capacity Pump Gear



Developed for more flow rate and pressure adjustment while maintaining precise operation from the Chromoly SCM435 rotor gear retained by both the front and rear side of the inner gear that reduces gear vibration and makes it strong and durable.

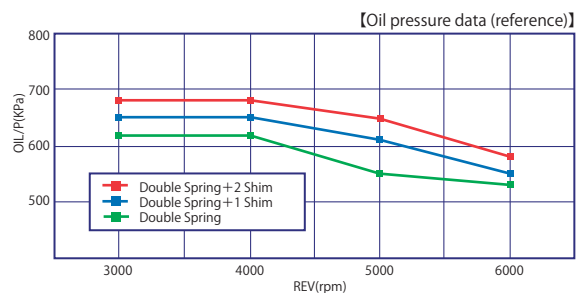
Application: Models with EJ20/EJ25

JPY 128,000

P/N: 194013

SPEC

		TOMEI	STD
Material		SCM435	-
Inner rotor gear	Number of teeth	9 teeth	9 teeth
Outer rotor gear		10 teeth	10 teeth
Outer rotor gear O.D.		φ80	φ78
Outer rotor gear		t=13	t=11



*This data is reference only. Actual value will vary depending on oil spec, temp and other factors.

*Numerical values of oil pressure will vary depending on ambient temperature.

Oil Flow Rate: 49L (@ 6000rpm / pressure 530KPa)

TOMEI POWERED INC.

5-4-27 Tsuruma Tokyo Machida TEL:+81-42-795-8411 FAX:+81-42-799-7851 <http://www.tomei-p.co.jp>

■ Prices are subjected to changes without prior notice ■ The images are for illustration purposes only & the color may differ from the actual product due to printing and publication errors.