

# TOMEI Camshaft Spec Card

PART NAME **PROCAM** ENGINE **RB26DETT BNR34**

PART NUMBER SET - IN 1421260108 EX 1426260108

GRIND	IN	260° /10.8mm	SOLID	BASE CIRCLE	IN	30	ROCKER ARM RATIO※	-	VALEVE CLEARANCE WHEN COLD	IN	0.45
	EX	260° /10.8mm	SOLID		EX	30				EX	0.38

LIFT	IN	@CAM 10.8mm	@VALVE 10.35mm	LOBE CENTER(°)	IN	110.0
	EX	@CAM 10.8mm	@VALVE 10.42mm		EX	115.0

\*ALL LIFTS ARE BASED ON ZERO LASH AND THORETICAL ROKER ARM RATIOS

CAM TIMING		OPENS(°)		CLOSES(°)		A CTUAL DURATION @OPENING(°)
A CTUAL DURATION	IN	BTDC	20.0	ABDC	60.0	
VALVE LIFT	EX	BBDC	65.0	ATDC	15.0	260.0

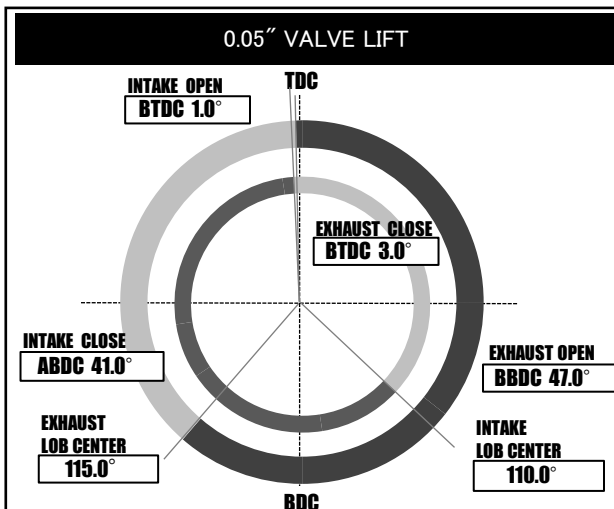
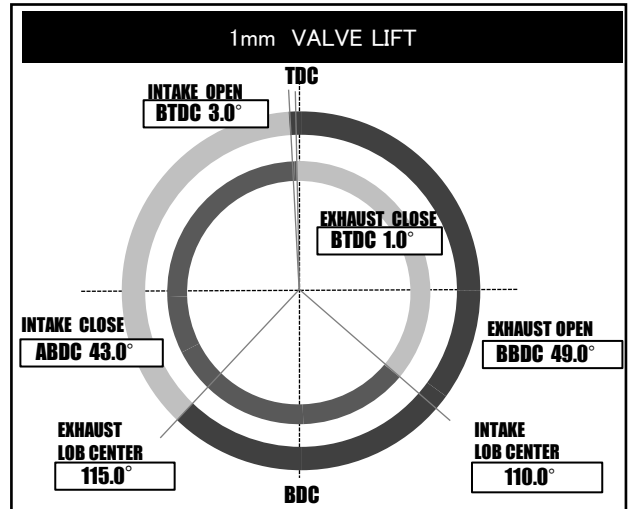
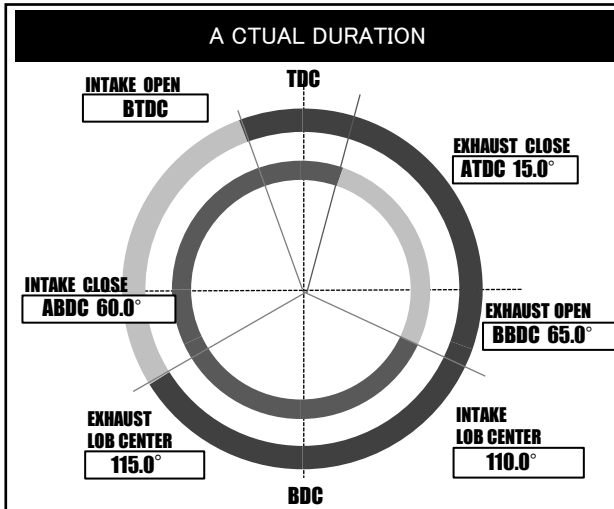
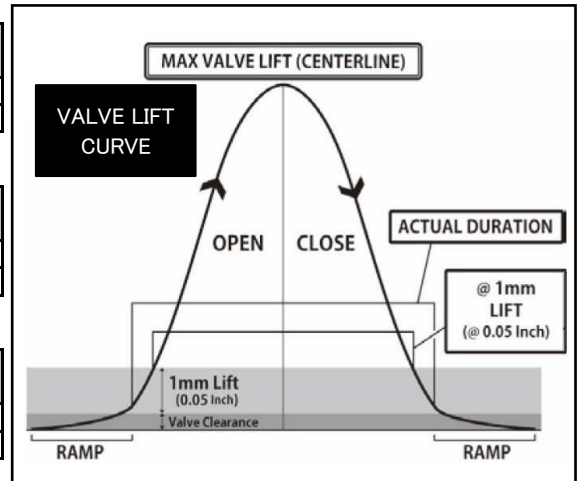
\*Values shown are,from start to the end of actual duration.(Excluding rht ramp values)

CAM TIMING		OPENS(°)		CLOSES(°)		TOTAL DURATION(°)
at 1mm	IN	BTDC	3.0	ABDC	43.0	
VALVE LIFT	EX	BBDC	49.0	BTDC	1.0	228.0

\*Values are of actual duration from start to end of 1mm value points.(Ezcluding ramp values)

CAM TIMING		OPENS(°)		CLOSES(°)		TOTAL DURATION(°)
at 0.05"	IN	BTDC	1.0	ABDC	41.0	
VALVE LIFT	EX	BBDC	47.0	BTDC	3.0	224.0

\*Values are of actual duration from start to end of 0.05" value points.(Excluding ramp values)



REQUIRED VALVE SPRING SPEC	
NOMAL HIGHT	44.0mm
SET LENGTH	37.7mm
LIFT LENGTH	27.2mm
COMPRESSED HEIGHT	26.1mm
SET LAOD	24.0kgf ± 7%
LIFT LOAD	77.2kgf ± 7%
TOMEI PART NUMBER	173001

REQUIRED PARTS	
PRODUCT NAME	TOMEI P/N
VALVE LIFTER SET	163005
Modification for bigger Cam	31101010
ADJUSTABLE CAM GEAR IN	152009
ADJUSTABLE CAM GEAR EX	152010
Piston valve recessing 4V	32109030