

TOMEI Camshaft Spec Card

PART NAME **PROCAM** ENGINE **RB26DETT BNR34**

PART NUMBER SET - IN 1421252091 EX 1426252091

GRIND	IN	252° /9.15mm	SOLID	BASE CIRCLE	IN	32	ROCKER ARM RATIO※	-	VALEVE CLEARANCE WHEN COLD	IN	0.45
	EX	252° /9.15mm	SOLID		EX	32				EX	0.38

LIFT	IN	@CAM 9.15mm	@VALVE 8.70mm	LOBE CENTER(°)	IN	110.0
	EX	@CAM 9.15mm	@VALVE 8.77mm		EX	115.0

*ALL LIFTS ARE BASED ON ZERO LASH AND THORETICAL ROKER ARM RATIOS

CAM TIMING		OPENS(°)		CLOSES(°)		A CTUAL DURATION @OPENING(°)
A CTUAL DURATION	IN	BTDC	14.0	ABDC	58.0	
VALVE LIFT	EX	BBDC	59.0	ATDC	13.0	252.0

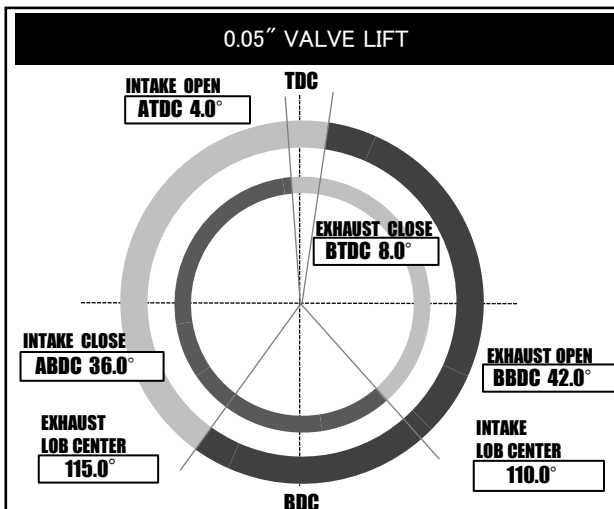
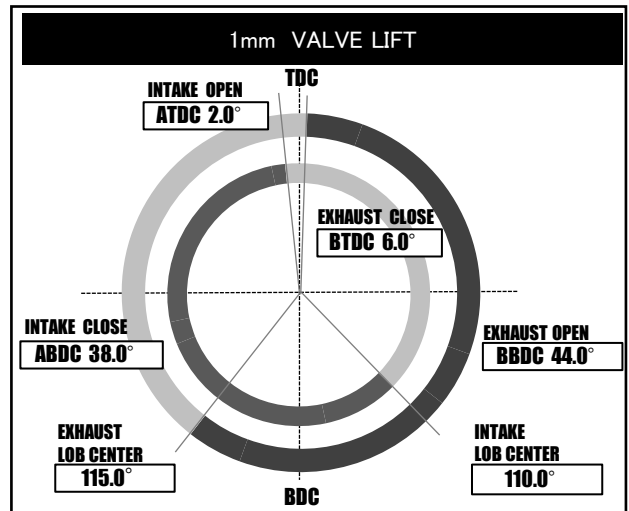
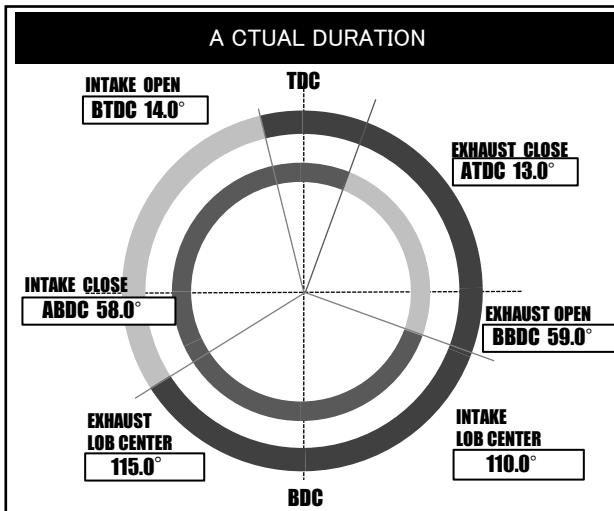
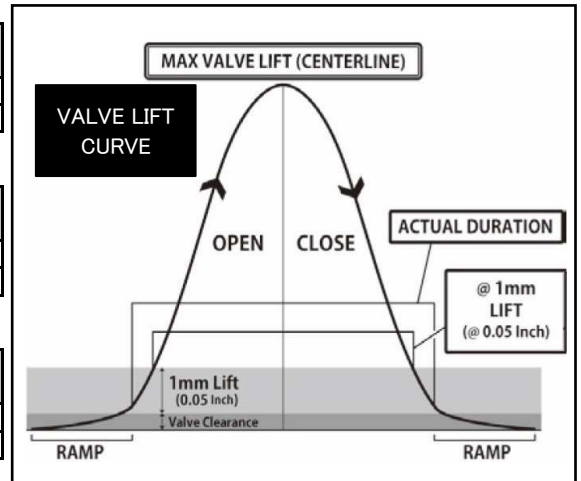
*Values shown are,from start to the end of actual duration.(Excluding rht ramp values)

CAM TIMING		OPENS(°)		CLOSES(°)		TOTAL DURATION(°)
at 1mm	IN	ATDC	2.0	ABDC	38.0	
VALVE LIFT	EX	BBDC	44.0	BTDC	6.0	218.0

*Values are of actual duration from start to end of 1mm value points.(Ezcluding ramp values)

CAM TIMING		OPENS(°)		CLOSES(°)		TOTAL DURATION(°)
at 0.05"	IN	ATDC	4.0	ABDC	36.0	
VALVE LIFT	EX	BBDC	42.0	BTDC	8.0	214.0

*Values are of actual duration from start to end of 0.05" value points.(Excluding ramp values)



REQUIRED VALVE SPRING SPEC	
NOMAL HIGHT	44.0mm
SET LENGTH	37.7mm
LIFT LENGTH	27.2mm
COMPRESSED HEIGHT	26.1mm
SET LAOD	24.0kgf ± 7%
LIFT LOAD	77.2kgf ± 7%
TOMEI PART NUMBER	173001

REQUIRED PARTS	
PRODUCT NAME	TOMEI P/N
ADJUSTABLE CAM GEAR IN	152009
ADJUSTABLE CAM GEAR EX	152010