

# TOMEI Camshaft Spec Card

PART NAME **PROCAM** ENGINE **EJ207 GDB JDM**

PART NUMBER **SET** IN **142213** EX

GRIND IN **260° / 9.80mm** SOLID BASE IN **φ 37.0** ROCKER ARM RATIO※ **-** VALEVE CLEARANCE IN **0.20**  
 EX  EX  EX  WHEN COLD EX

LIFT IN **@CAM 9.80mm** @VALVE 9.60mm LOBE IN **127.0**  
 EX  EX  CENTER(°) EX

\*ALL LIFTS ARE BASED ON ZERO LASH AND THORETICAL ROKER ARM RATIOS

CAM TIMING		OPENS(°)		CLOSES(°)		A CTUAL DURATION @OPENING(°)
A CTUAL DURATION	IN	BTDC	1.0	ABDC	79.0	260.0
VALVE LIFT	EX					

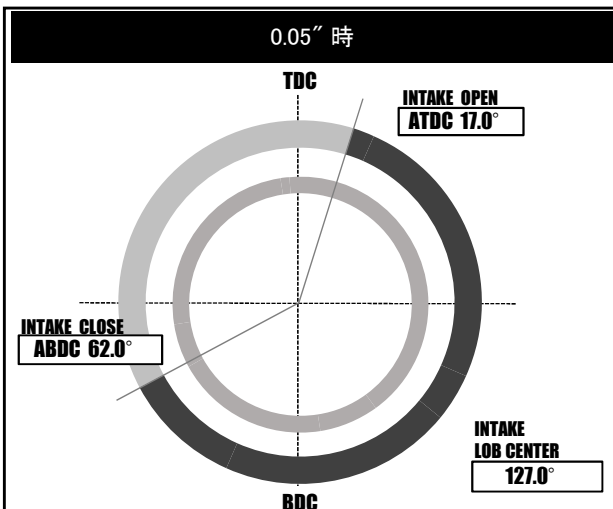
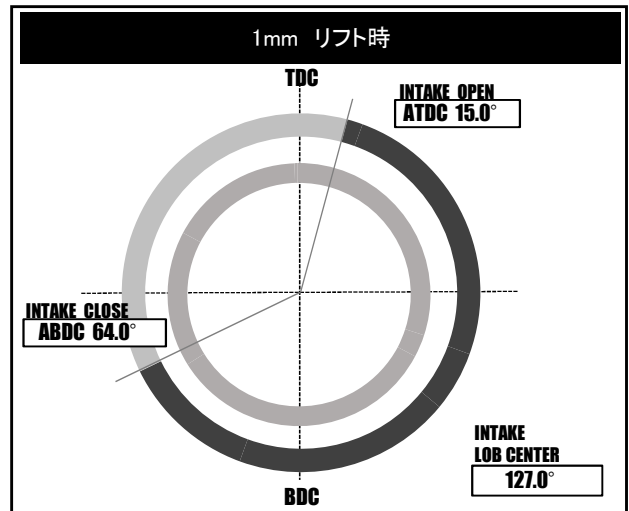
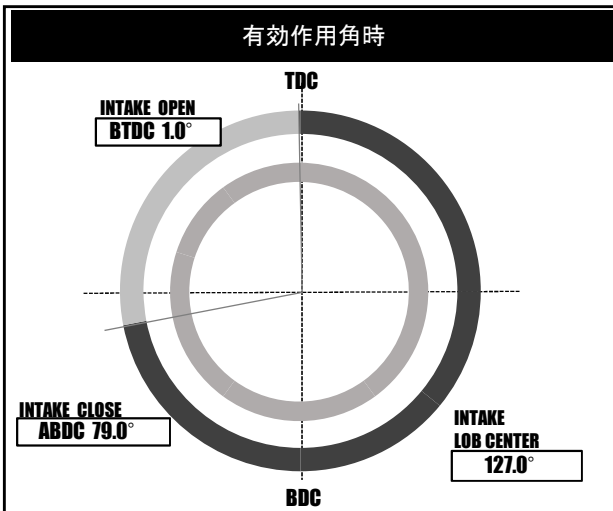
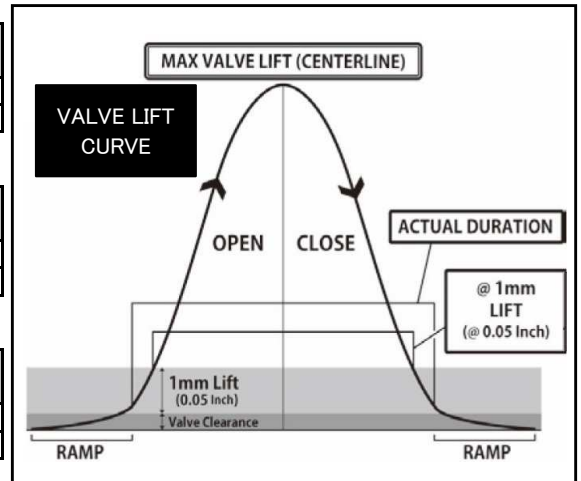
\*Values shown are,from start to the end of actual duration.(Excluding rht ramp values)

CAM TIMING		OPENS(°)		CLOSES(°)		TOTAL DURATION(°)
at 1mm	IN	ATDC	15.0	ABDC	64.0	229.0
VALVE LIFT	EX					

\*Values are of actual duration from start to end of 1mm value points.(Ezcluding ramp values)

CAM TIMING		OPENS(°)		CLOSES(°)		TOTAL DURATION(°)
at 0.05"	IN	ATDC	17.0	ABDC	62.0	225.0
VALVE LIFT	EX					

\*Values are of actual duration from start to end of 0.05" value points.(Excluding ramp values)



### 推奨バルブスプリング

自由長	STD or 45.1
セット長	STD or 36.2
リフト長	STD or 25.5
密着長	STD or 23.9
セット荷重	STD or 32.0 ±6%
リフト荷重	STD or 85.0 ±6%
TOMEI品番	STD or 163057

### 必要部品

製品名	TOMEI品番