

TOMEI Camshaft Spec Card

PART NAME		PROCAM		ENGINE		4G63 EVO 1-8 SOLID					
PART NUMBER		IN 1-3 : 1459280115 4-8 : 1456280115		EX 1-3 : 1460280115 4-6 : 1457280115 7-8 : 1458280115							
GRIND	IN	280° / 11.50mm	-	FACE CIRCLE(Φ)	IN	Φ30.0	ROCKER ARM RATIO*	-	VALVE CLEARANCE WHEN COLD	IN	0.12
	EX	280° / 11.50mm	-		EX	Φ30.0		EX		0.14	
LIFT	IN	@CAM 6.75mm	@VALVE 11.50mm	LOBE CENTER(°)	IN	110.0					
	EX	@CAM 6.75mm	@VALVE 11.50mm		EX	115.0					

* ALL LIFTS ARE BASED ON ZERO LASH AND THORETICAL ROCKER ARM RATIOS

CAM TIMING		OPENS(°)	CLOSES(°)	Actual Duration @ Opening(°)
Actual Duration	IN	BTDC 26.0	ABDC 74.0	280.0
Valve Lift	EX	BBDC 79.0	ATDC 21.0	280.0

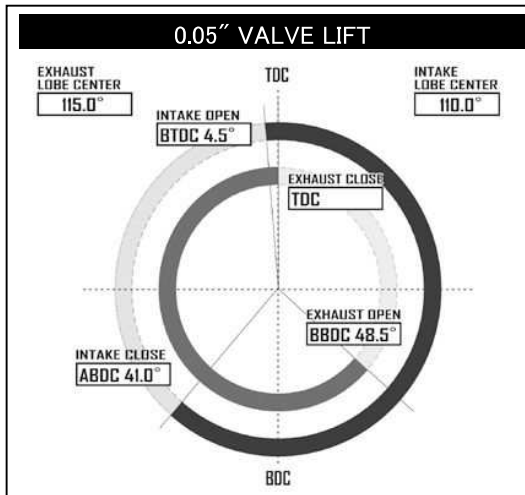
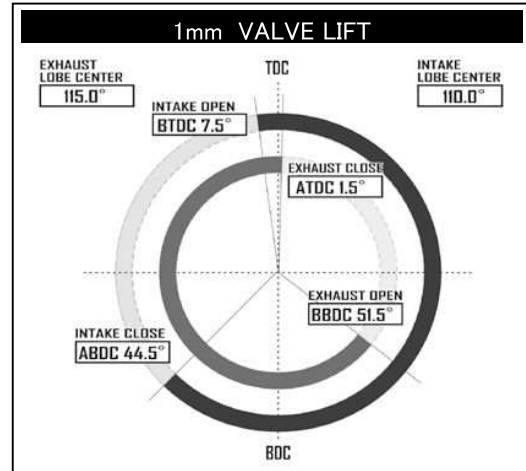
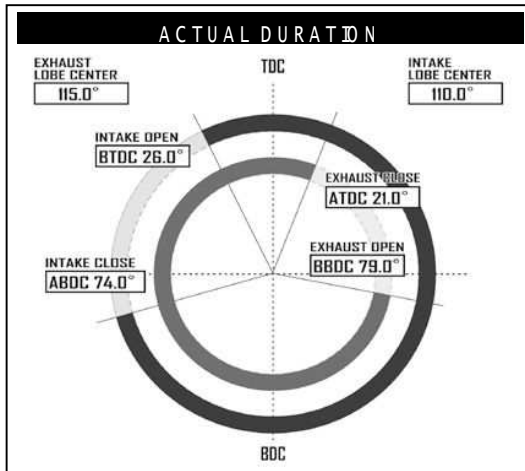
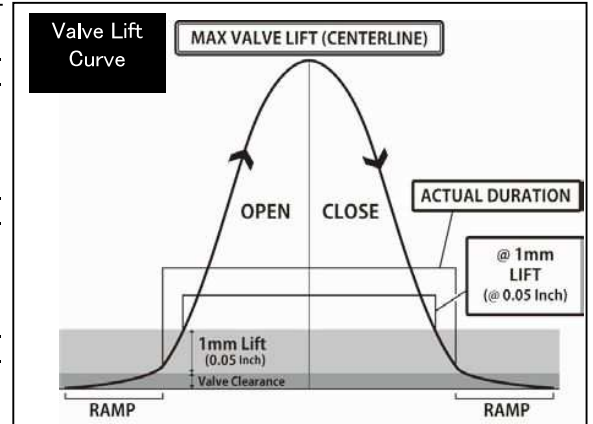
Values shown are, from start to the end of actual duration. (Excluding the ramp values)

CAM TIMING		OPENS(°)	CLOSES(°)	TOTAL DURATION(°)
at 1mm Valve Lift	IN	BTDC 7.5	ABDC 44.5	232.0
	EX	BBDC 51.5	ATDC 1.5	233.0

Values are of actual duration from start to end of 1mm value points. (Excluding ramp values)

CAM TIMING		OPENS(°)	CLOSES(°)	TOTAL DURATION(°)
at 0.05" Valve Lift	IN	BTDC 4.5	ABDC 41.0	225.5
	EX	BBDC 48.5	TDC	228.5

Values are of actual duration from start to end of 0.05" value points. (Excluding ramp values)



REQUIRED VALVE SPRING SPEC	
NOMAL HEIGHT	50.8mm
SET LENGTH	39.6mm
LIFT LENGTH	28.1mm
COMPRESSED HEIGHT	27.1mm
SET LOAD	33.6kgf ± 5%
LIFT LOAD	81.7kgf ± 6%
TOMEI PART NUMBER	163034

REQUIRED PARTS	
PRODUCT NAME	TOMEI PART NUMBER
SOLID PIVOT	163039