

# 取扱説明書

## INSTALLATION MANUAL

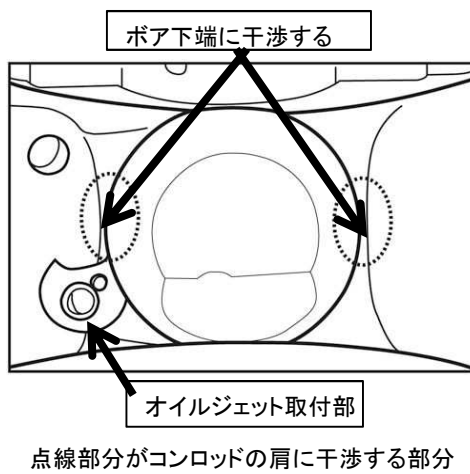
### 鍛造H断面コンロッドキット 4AG用追補版

FORGED H-BEAM CONNECTING ROD KIT

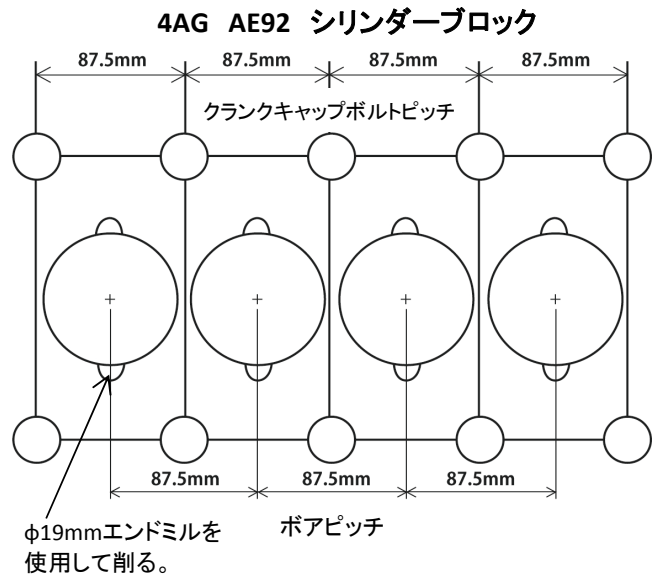
#### ⚠ クリアランスの確認

使用するブロックによってはコンロッドが干渉する場合があります。  
その際は下記を参考に逃げ加工を実施してください。

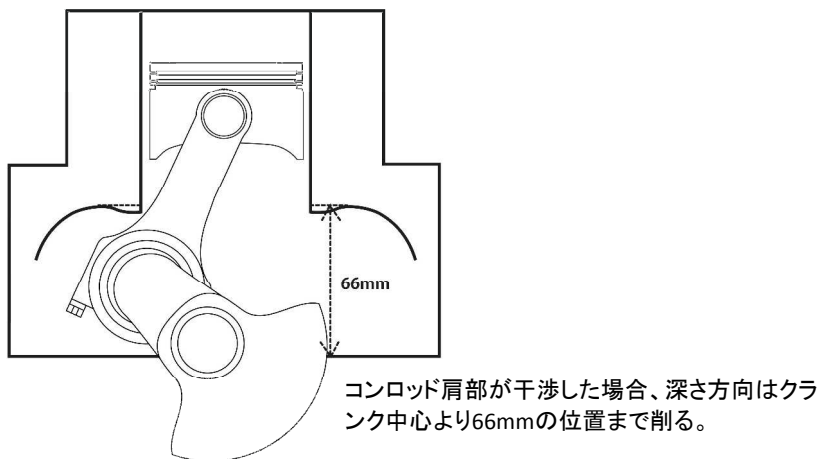
#### 干渉部位



#### 横軸方向の位置関係



#### 深さ方向の位置関係



### 株式会社 東名パワード

〒194-0004 東京都町田市鶴間5-4-27

TEL : 042-795-8411 (代)

FAX : 042-799-7851

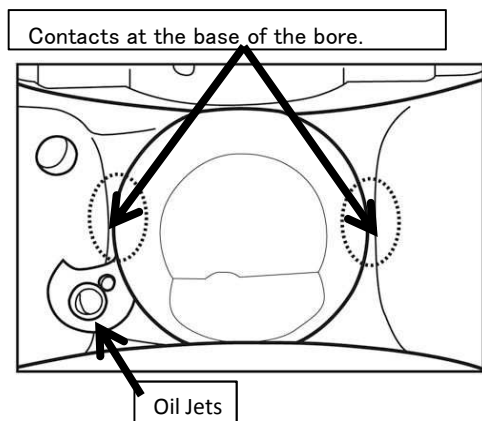
# ***INSTALLATION MANUAL***

## **4AG CONNECTING ROD**

### **⚠ VERIFYING CLEARANCE**

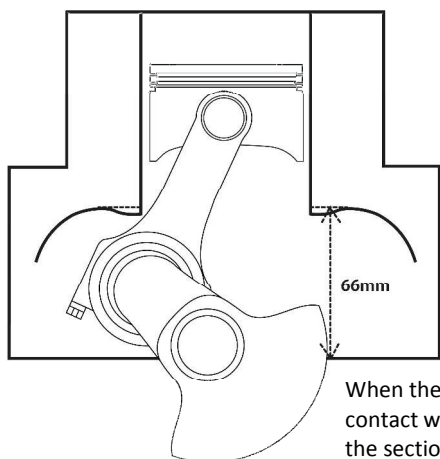
The Connecting Rod may have interference, depending on the block used.  
If the problem exists, please make the following adjustments.

#### **Points of Interference**



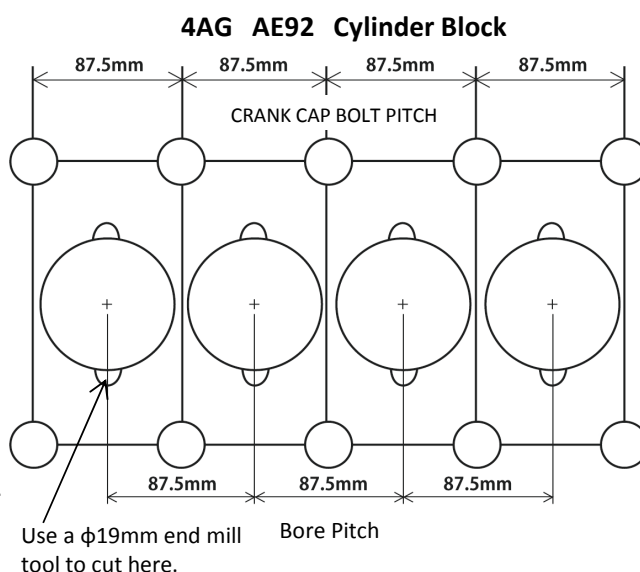
The sections highlighted with the dotted line, is where the conrod may come into contact with.

#### **POSTION RELATED TO DEPTH**



When the Conrods shoulder part comes into contact with the block, you'll need to grind off the sections as shown in the illustration. Approximately 66mm from the base of the cylinder block.

#### **Horizontal View**



***TOMEI POWERED INC.***

5-4-27 Tsuruma Machida-shi Tokyo 194-0004 JAPAN  
TEL : +81-42-795-8411(main switchboard)  
FAX : +81-42-799-7851